



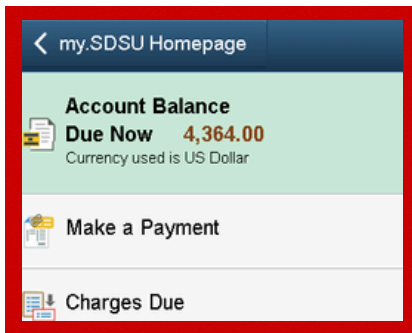
University Bursar's Office

Quick Guide: How to Pay Basic Tuition and Fees?


1. Log in to my.SDSU, select the **Financial Account** tile:



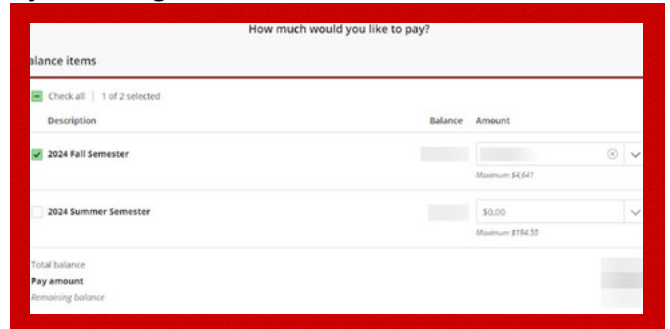
2. Select **Make a Payment**:



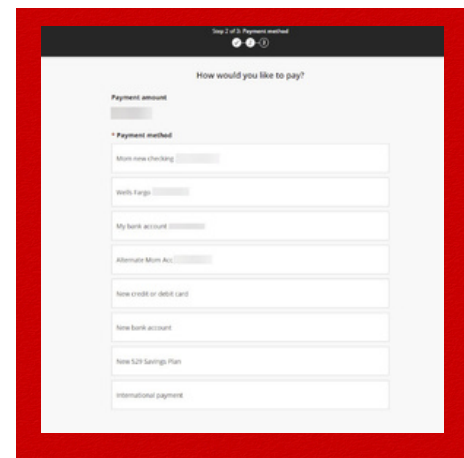
3. You will be directed to the 3rd Party Payment provider **Transact**, where you will see your **Balance**. Select **Make a Payment** to continue.



4. Edit the Payment Amount and then **Checkout** by scrolling to the bottom:



5. Select the **payment method** and continue:



For more additional questions please contact the Cal Coast Student Financial Center

